

# BAREBONES

## PIVOT ARC LIGHTER

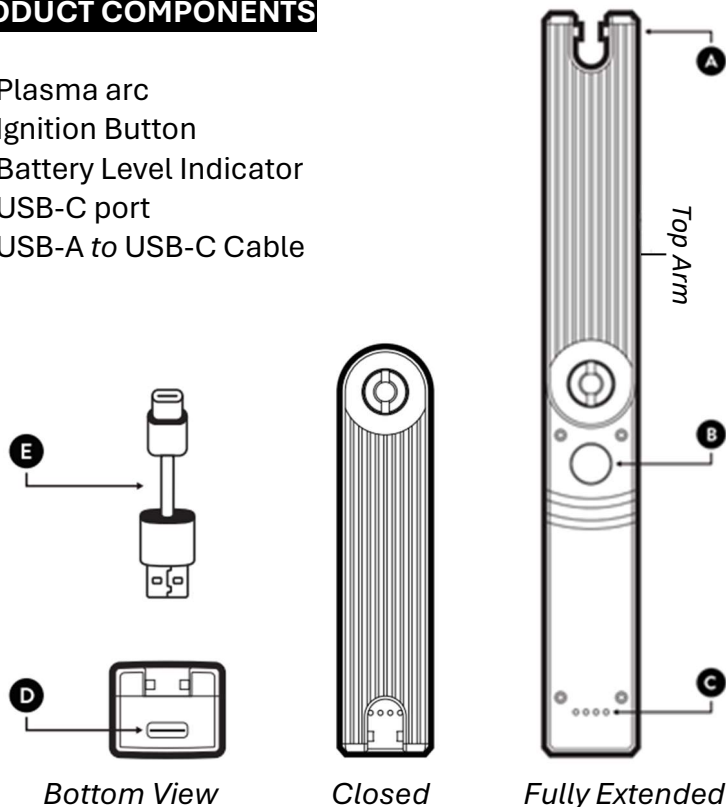
### *User Guide*

## WARNING

Read all safety warning and instructions. Failure to follow warnings and instructions may result in electric shock, fire and/or serious injury.

## PRODUCT COMPONENTS

- A** Plasma arc
- B** Ignition Button
- C** Battery Level Indicator
- D** USB-C port
- E** USB-A to USB-C Cable







## OPERATING INSTRUCTIONS

- **Rotate top arm 180° so it is fully extended.**  
As a safety feature, the arc will only ignite when the top arm is fully extended.
- **Press the ignition button to ignite the plasma arc.**  
The battery level indicator lights will flash in sequence when arc is active.
- **Release the ignition button to stop the plasma arc.**  
The battery level indicator will display the remaining power after the arc is powered OFF.  
The arc will automatically turn OFF after the ignition button is held for 7 seconds.

# BAREBONES

## BATTERY LEVEL INDICATOR

Batter level indicator displays remaining battery power.

BLI LIGHTS	POWER LEVEL
	75% - 100%
	50% - 74%
	25% - 49%
	Less than 24%

## CHARGING

- Plug USB-C end of cable into USB-C port on bottom of lighter.
- Plug USB-A end of cable into power source.

Battery level indicator lights will flash in sequence confirming charging status.

Battery is fully charged when all 4 BLI lights solidly lit.  
(Charging will stop automatically when fully charged)

## WARNING & SAFETY

- Product is designed to work in temperatures between 0° C and 45° C.
- DO NOT expose to intense heat or dispose in a fire as this may result in an explosion.
- DO NOT expose to intense sunlight or temperatures above 45° C.
- DO NOT expose to moisture or submerge in liquid.
- Not intended for children.
- Excessive drops, bumps, abrasions or other impacts can damage product function. If damaged, discontinue use and properly dispose of product with local battery recyclers.
- DO NOT diassemble product or attempt to repair or modify it in any manner.

# BAREBONES

The warnings, cautions, and instruction in this manual cannot cover all possible conditions or situations that could occur. Exercise common sense and caution when using this lighter.

## **WARRANTY**

Barebones Living LCC provides a 2-year warranty on all defects resulting from hidden faults and which make the product unsuitable for normal use. The warranty takes effect at the time of purchase; please keep the receipt carefully.

## **SERVICE**

For more information, please see: [www.barebonesliving.eu](http://www.barebonesliving.eu) or email: [service@barebonesliving.eu](mailto:service@barebonesliving.eu)